

# Design and Implementation of Efficient Message Scheduling for Controller Area Network

Khawar M. Zuberi, *Member, IEEE Computer Society*,  
and Kang G. Shin, *Fellow, IEEE*

**Abstract**—The Controller Area Network (CAN) is being widely used in real-time control applications such as automobiles, aircraft, and automated factories. In this paper, we present the mixed traffic scheduler (MTS) for CAN, which provides higher schedulability than fixed-priority schemes like deadline-monotonic (DM) while incurring less overhead than dynamic earliest-deadline (ED) scheduling. We also describe how MTS can be implemented on existing CAN network adapters such as Motorola's TouCAN. In previous work [1], [2], we had shown MTS to be far superior to DM in schedulability performance. In this paper, we present implementation overhead measurements showing that processing needed to support MTS consumes only about 5 to 6 percent of CPU time. Considering its schedulability advantage, this makes MTS ideal for use in control applications.

**Index Terms**—Distributed real-time systems, Controller Area Network (CAN), message scheduling, network scheduling implementation, priority inversion.

## 1 INTRODUCTION

DISTRIBUTED real-time systems are being used increasingly in control applications such as in automobiles, aircraft, robotics, and process control. These systems consist of multiple computational nodes, sensors, and actuators interconnected by a LAN [3]. Of the multiple LAN protocols available for such use (including MAP [4], TTP [5], etc.), the Controller Area Network (CAN) [6] has gained wide-spread acceptance in the industry [7].

Control networks must carry both periodic and sporadic real-time messages, as well as non-real-time messages. All these messages must be properly scheduled on the network so that real-time messages meet their deadlines while coexisting with non-real-time messages (we limit the scope of this paper to scheduling messages whose characteristics like deadline and period are known a priori). Previous work regarding scheduling such messages on CAN includes [8], [9], but they focused on fixed-priority scheduling. Shin [10] considered *earliest-deadline* (ED) scheduling, but did not consider its high overhead, which makes ED impractical for CAN. In this paper, we present a scheduling scheme for CAN called the *mixed traffic scheduler* (MTS), which increases schedulable utilization and performs better than fixed-priority schemes while incurring less overhead than ED. This paper goes beyond the work presented in [1], [2] by removing some ideal assumptions made in that previous work. We also describe how MTS can be implemented on existing CAN network adapters. We address the problem of how to control priority inversion (low-priority message being transmitted ahead of a higher-priority one) within CAN network adapters and evaluate different solutions for this problem.

We measure various execution overheads associated with MTS by implementing it on a Motorola 68040 processor with the EMERALDS real-time operating system [11]. EMERALDS is an OS designed for use in distributed, embedded control applications. For MTS's implementation, we use EMERALDS to provide basic

- K.M. Zuberi is with Microsoft Corp., Redmond, WA 98052.
- K.G. Shin is with the Real-Time Computing Laboratory, Department of Electrical Engineering and Computer Science, The University of Michigan, Ann Arbor, MI 48109-2122. E-mail: kgshin@eecs.umich.edu.

Manuscript accepted 13 Sept. 1998.

For information on obtaining reprints of this article, please send e-mail to: [tc@computer.org](mailto:tc@computer.org), and reference IEEECS Log Number 107400.

SOF	Identifier	Data Len	Data	CRC	Ack	EOF
-----	------------	----------	------	-----	-----	-----

Fig. 1. Various fields in the CAN data frame.

OS functionality such as interrupt handling and context switching. Using an emulated CAN network device (another 68040 acting as a CAN network adapter and connected to the main node through a VME bus), we present detailed measurements of all execution, interrupt handling, task scheduling, and context switching overheads associated with MTS to show the feasibility of using MTS for control applications.

In the next section, we give an overview of the CAN protocol. Section 3 describes the various types of messages in our target application workload. They include both real-time and non-real-time messages. Section 4 gives the MTS algorithm. Section 5 discusses issues related to implementation of MTS, focusing on the priority inversion problem. Section 6 presents implementation overhead measurements. The paper concludes with Section 7.

## 2 CONTROLLER AREA NETWORK (CAN)

The CAN specification defines the physical and data link layers (layers 1 and 2 in the ISO/OSI reference model). Each CAN frame has seven fields, as shown in Fig. 1, but we are concerned only with the *data length* (DL) and the *identifier* (ID) fields. The DL field is 4 bits wide and specifies the number of data bytes in the *data* field, from 0 to 8. The ID field can be of two lengths: The *standard* format is 11-bits, whereas the *extended* format is 29-bits. It controls both bus arbitration and message addressing, but we are interested only in the former, which is described next.

CAN makes use of a wired-OR (or wired-AND) bus to connect all the nodes (in the rest of the paper, we assume a wired-OR bus). When a processor has to send a message, it first calculates the message ID, which may be based on the priority of the message. The ID for each message must be unique. Processors pass their messages and associated IDs to their bus interface chips. The chips wait until the bus is idle, then write the ID on the bus, one bit at a time, starting with the most significant bit. After writing each bit, each chip waits long enough for signals to propagate along the bus, then it reads the bus. If a chip had written a 0 but reads a 1, it means that another node has a message with a higher priority. If so, this node drops out of contention. In the end, there is only one winner and it can use the bus. This can be thought of as a distributed comparison of the IDs of all the messages on different nodes and the message with the highest ID is selected for transmission.

## 3 WORKLOAD CHARACTERISTICS

In control applications, some devices exchange periodic messages (such as motors and drives used in industrial applications), while others are more event-driven (such as smart sensors). Moreover, operators may need status information from various devices, thus generating messages which do not have timing constraints. So, we classify messages into three broad categories: 1) hard-deadline periodic messages, 2) hard-deadline sporadic messages, and 3) non-real-time (best-effort) aperiodic messages. A periodic message has multiple invocations, each one period apart (note that, whenever we use the term *message stream* to refer to a periodic, we are referring to all invocations of that periodic). Sporadic messages have a minimum interarrival time (MIT) between invocations, while non-real-time messages are completely aperiodic, but they do not have deadline constraints.

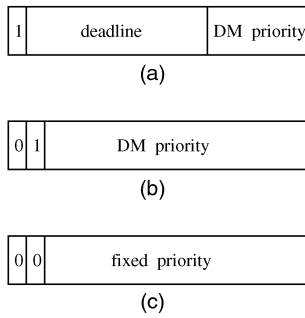


Fig. 2. Structure of the ID for MTS. Parts (a) through (c) show the IDs for high-speed, low-speed, and non-real-time messages, respectively.

### 3.1 Low-Speed vs. High-Speed Real-Time Messages

Messages in a real-time control system can have a wide range of deadlines. For example, messages from a controller to a high-speed drive may have deadlines of few hundred microseconds. On the other hand, messages from devices such as temperature sensors can have deadlines of a few seconds because the physical property being measured (temperature) changes very slowly. Thus, we further classify real-time messages into two classes: *high-speed* and *low-speed*, depending on the tightness of their deadlines. As will be clear in Section 4, the reason for this classification has to do with the number of bits required to represent the deadlines of messages.

Note that “high-speed” is a relative term—relative to the tightest deadline  $D_0$  in the workload. All messages with the same order of magnitude deadlines as  $D_0$  (or within one order of magnitude difference from  $D_0$ ) can be considered high-speed messages. All others will be low-speed.

## 4 THE MIXED TRAFFIC SCHEDULER

Fixed-priority deadline monotonic (DM) scheduling [12] can be used for CAN by setting each message’s ID to its unique priority as in [8], [9]. However, in general, fixed-priority schemes give lower utilization than other schemes such as nonpreemptive earliest-deadline<sup>1</sup> ED). This is why several researchers have used ED for network scheduling [15], [16], [17]. This motivates us to use ED to schedule messages on CAN, meaning that the message ID must contain the message deadline (actually, the logical inverse of the deadline for a wired-OR bus). But, as time progresses, absolute deadline values get larger and larger and, eventually, they will overflow the CAN ID. This problem can be solved by using some type of a wrap-around scheme (which we present in Section 4.1), but, even then, putting the deadline in the ID forces one to use the extended CAN format with its 29-bit IDs. Compared to the standard CAN format with 11-bit IDs, this wastes 20 to 30 percent bandwidth, negating any benefit obtained by going from fixed-priority to dynamic-priority scheduling. This makes ED impractical for CAN.

In this section, we present the MTS scheduler, which combines ED and fixed-priority scheduling to overcome the problems of ED.

### 4.1 Time Epochs

As already mentioned, using deadlines in the ID necessitates having some type of a wrap-around scheme. We use a simple scheme which expresses message deadlines relative to a periodically increasing reference called the *start of epoch* (SOE). The time between two consecutive SOEs is called the *length of epoch*,  $\ell$ . Then, the deadline field for message  $i$  will be the logical inverse of of

1. Nonpreemptive scheduling under release time constraints is NP-hard in the strong sense [13]. However, Zhao and Ramamritham [14] showed that ED performs better than other simple heuristics.

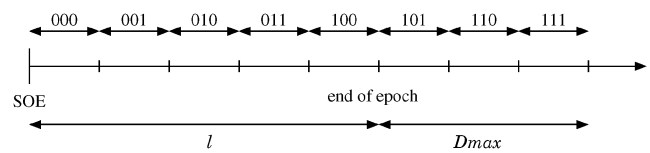


Fig. 3. Quantization of deadlines (relative to start of epoch) for  $m = 3$ .

$d_i - \text{SOE} = d_i - \lfloor \frac{t}{\ell} \rfloor \ell$ , where  $d_i$  is the absolute deadline of message  $i$  and  $t$  is the current time (it is assumed that all nodes have synchronized clocks [18]).

### 4.2 MTS

The idea behind MTS is to use ED for high-speed messages and DM for low-speed ones. First, we give high-speed priority over low-speed and non-real-time ones by setting the most significant bit to 1 in the ID for high-speed messages (Fig. 2a). This protects high-speed messages from all other types of traffic. If the uniqueness field is to be 5 bits [2] (allowing 32 high-speed messages) and the priority field is 1 bit, then the remaining 5 bits are still not enough to encode the deadlines (relative to the latest SOE). Our solution is to quantize time into *regions* and encode deadlines according to which region they fall in. To distinguish messages whose deadlines fall in the same region, we use the DM-priority of a message as its uniqueness code. This makes MTS a hierarchical scheduler. At the top level is ED: If the deadlines of two messages can be distinguished after quantization, then the one with the earlier deadline has higher priority. At the lower level is DM: If messages have deadlines in the same region, they will be scheduled by their DM priority.

We can calculate length of a region ( $l_r$ ) as  $l_r = \frac{\ell + D_{max}}{2^m}$ , where  $D_{max}$  is the longest relative deadline of any high-speed message and  $m$  is the width of the deadline field (5 bits in this case). This is clear from Fig. 3 (shown for  $m = 3$ ). The worst-case situation occurs if a message with deadline  $D_{max}$  is released just before the end of epoch so that its absolute deadline lies  $\ell + D_{max}$  beyond the current SOE. The deadline field must encode this time span using  $m$  bits leading to the above expression for  $l_r$ .

We use DM scheduling for low-speed messages and fixed-priority scheduling for non-real-time ones, with the latter being assigned priorities arbitrarily. The IDs for these messages are shown in Figs. 2b and 2c, respectively. The second-most significant bit gives low-speed messages higher priority than non-real-time ones.

This scheme allows up to 32 different high-speed messages (periodic or sporadic), 512 low-speed messages (periodic or sporadic), and 480 non-real-time messages<sup>2</sup>—which should be sufficient for most applications.

### 4.3 ID Update Protocol

The IDs of all high-speed messages have to be updated at every SOE. Note that if ID updates on different nodes do not coincide (almost) exactly, priority inversion can occur if the ID of a low-priority message is updated before that of a high-priority one. Then, for a small window of time, the low-priority message will have a higher priority ID than the high-priority message. To avoid this problem, we must use an agreement protocol to trigger the ID update on all nodes. The CAN clock synchronization algorithm [18] synchronizes clocks to within  $20\mu\text{s}$ . A simple agreement protocol can be that one node is designated to broadcast a message on the CAN bus. This message will be received by all nodes at the same time (because of the nature of the CAN bus) and, upon

2. CAN disallows consecutive zeros in the six most significant bits of the ID. This means that 32 codes for non-real-time messages are illegal, which leaves  $512 - 32 = 480$  legal codes.

receiving this special message, all nodes will update the IDs of their local messages. But, this protocol has two disadvantages. First of all, too much CAN bandwidth is wasted transmitting the extra message every  $\ell$  seconds. Moreover, a separate protocol must be run to elect a new leader in case the old leader fails. Instead, we use the following protocol, which is not only robust, but also consumes less bandwidth. Each node has a periodic timer which fires every  $\ell$  seconds, at which time the node takes the following actions:

1. Set a flag to inform the CAN device driver that the ID update protocol has begun.
2. Configure the CAN network adapter (NA) to receive all messages (i.e., enter promiscuous mode by adjusting the receive filter).
3. Increment the data length (DL) field of the highest-priority ready message on that node.

The first incremented-DL message to be sent on the CAN bus will serve as a signal to all nodes to update the IDs of their messages. If the original DL of the message is less than 8, then incrementing the DL will result in transmission of one extra data byte (device drivers on receiving nodes strip this extra byte before forwarding the message to the application as described later). If the DL is already 8, CAN adapters allow the 4-bit DL field to be set to 9 (or higher), but only 8 data bytes are transmitted.

Now, each node starts receiving all messages transmitted on the CAN bus. The device driver on each node has a table listing the IDs of all message streams in the system along with their data lengths. As messages arrive, the device driver compares their DL field to the values in this table until it finds a message with an incremented DL field. All nodes receive this message at the same time and they all take the following actions:

1. Restore the receive filter to reenable message filtering in the NA.
2. If the local message whose DL field was incremented by the periodic timer has not been transmitted yet, then decrement the DL field back to its original value.
3. Update message IDs to reflect the new SOE.

Each node receives the incremented-DL message at the same time, so the ID update on each node starts at the same time. After the first incremented-DL message completes, the next-highest-priority message begins transmission. As long as all nodes complete their ID updates before this message completes (a window of at least  $55\mu\text{s}$  since this message contains at least one data byte), all messages will have updated IDs by the time the next bus arbitration round begins and no priority inversion will occur. In case one or more nodes are slow and cannot complete the ID update within this window of time, all nodes can be configured to do the update while the  $n$ th message after the first incremented-DL message is in transmission, where  $n$  is a small number large enough to allow the slowest node to calculate all new IDs, and then just write these to the NA while the  $n$ th message is in transmission.

This protocol incurs a network overhead of 16 bits every  $\ell$  seconds (compared to 47 bits per epoch for the simple leader-based agreement protocol). Reception of the first incremented-DL message causes the device drivers to set the DL fields of their local messages back to their original values, but, before this can complete, the next transmission (also with an incremented DL field) has already started. These two messages have 8 extra data bits each (worst-case), which leads to the 16-bit overhead. On the CPU side, the periodic process incurs some overhead. Moreover, while the network adapter's filter is disabled, the device drivers must process two messages which may or may not be meant for that node. The device drivers must perform filtering in software and discard messages not meant for their node. Measurements of these various CPU overheads are in Section 6.

## 5 IMPLEMENTATION

In this section, we present schemes to implement MTS on Motorola's TouCAN module [19] which features 16 message buffers and internal arbitration between transmission buffers based on message ID. As such, TouCAN is representative of modern CAN NAs.

In the following, we present a brief description of TouCAN, the problems faced when implementing real-time scheduling on CAN, and our solution to these problems for MTS.

### 5.1 Motorola TouCAN

TouCAN is a module developed by Motorola for on-chip inclusion in various microcontrollers. TouCAN lies on the same chip as the CPU and is interconnected to the CPU (and other on-chip modules) through Motorola's intermodule bus. Motorola is currently marketing the MC68376 [19] microcontroller which incorporates TouCAN with a CPU32 core.

TouCAN has 16 message buffers. Each buffer can be configured to either transmit or receive messages. When more than one buffer has valid messages waiting for transmission, TouCAN picks the buffer with the highest-priority ID and contends for the bus with this ID. In this respect, TouCAN differs from older CAN network adapters, such as the Intel 82527 [20], which arbitrate between buffers using a fixed-priority, daisy-chain scheme which forces the host CPU to sort messages according to priority before placing them in the network adapter buffers. This was one of the main reasons we picked TouCAN for implementing MTS.

At this time, TouCAN is available only with the MC68376 microcontroller. To implement MTS within EMERALDS on TouCAN, we would first have to port EMERALDS to the MC68376 microcontroller. To avoid this, we instead used device emulation [21], under which a general-purpose microcontroller is made to emulate a network adapter. This emulator interfaces to the host CPU through an I/O bus. The emulator presents the host CPU the same interface that the actual network adapter would. The emulator receives commands from the host CPU, performs the corresponding actions, and produces the same results that the actual network adapter would, thus providing accurate measurements of various overheads such as interrupt handling and message queuing on host CPU. We use a 68040 board to emulate the TouCAN module and connect it to the host CPU (another 68040) through a VME bus.

### 5.2 MTS on CAN

In implementing MTS on CAN, our goal is to minimize the average overhead suffered by the host node for transmitting a message. This overhead has the following components:

1. Queuing/buffering messages in software if network adapter buffers are unavailable.
2. Transferring messages to network adapter.
3. Handling interrupts related to message transmission.

In CAN, priority inversion can be unbounded. If the adapter buffers contain low-priority messages, these messages will not be sent as long as there are higher-priority messages anywhere else in the network. Consequently, a high-priority message can stay blocked in software for an indeterminate period of time, causing it to miss its deadline. Because of this priority inversion problem, any network scheduling implementation for CAN (regardless of which scheduling policy—DM or MTS—is being implemented) has to ensure that adapter buffers always contain the highest-priority messages and only lower-priority messages are queued in software.

Suppose  $B$  buffers are allocated for message transmission (usually,  $B$  is about two-thirds of the total number of buffers; see Section 6). If the total number of outgoing message streams is  $B$  or

TABLE 1  
Summary of Overheads for MTS's Implementation on TouCAN

<i>Message type</i>	<i>Overhead</i>
Not queued	Calculate ID + copy to NA
.....	.....
Queued	Calculate ID + insert in priority queue + copy to NA + preempt + interrupt/( $Q - I$ )

TABLE 2  
CPU Overheads for Various Operations Involved in Implementing MTS

<i>Operation</i>	<i>Overhead (<math>\mu</math>s)</i>
Calculate ID (high-speed messages)	3.0
Insert in priority queue (including copying to device driver memory)	$6.3 + 1.55l_Q$
Transfer message to NA (8 data bytes)	7.8
Preempt message	7.8
Interrupt handling and dequeuing of transmitted messages	42.4
Miscellaneous (parameter passing, etc.)	6.0

less, then MTS's implementation is straightforward: Assign one buffer to each stream. Whenever the CAN device driver receives a message for transmission, it simply copies that message to the buffer reserved for that stream. In this case, no buffering is needed within the device driver, which also means that there is no need for the CAN adapter to generate any interrupts upon completion of message transmission<sup>3</sup> and this leads to the lowest-possible host CPU overhead.

When number of message streams exceeds  $B$ , some messages have to be buffered in software. To reduce host CPU overhead, we want to buffer the fewest possible messages while avoiding priority inversion. Just as MTS treats low-speed and high-speed messages differently for scheduling purposes, we treat these messages differently for implementation purposes as well. Our goal is to keep the overhead for frequent messages (those belonging to high-speed periodic streams) as low as possible to get a low average per-message overhead. In our implementation, if the number of periodic high-speed message streams  $N_{Hp}$  is less than  $B$ , then we reserve  $N_{Hp}$  buffers for high-speed periodic streams and treat them the same as before (no buffering in software).

The remaining  $L = B - N_{Hp}$  buffers are used for high-speed sporadic, low-speed, and non-real-time messages. As these messages arrive at the device driver for transmission, they are inserted into a priority-sorted queue. To avoid priority inversion, the device driver must ensure that the  $L$  buffers always contain the  $L$  messages at the head of the queue. So, if a newly arrived message has priority higher than the lowest-priority message in the buffer, it "preempts" that message by overwriting it. This preemption increases CPU overhead, but is necessary to avoid priority inversion. The preempted message stays in the device driver queue and is eventually transmitted according to its priority.

Among these  $L$  buffers, the buffer containing the  $I + 1$ th lowest priority message is configured to trigger an interrupt upon message transmission ( $I$  is defined later). This interrupt is used to refill the buffers with queued messages.  $I$  must be large enough

3. The CAN adapter must be programmed to generate interrupts if messages are queued in software waiting for adapter buffers to become available, which is not the case here.

to ensure that the bus does not become idle while the interrupt is handled and buffers are refilled. Usually, an  $I$  of 1 or 2 is enough (which can keep the bus busy for 47-94  $\mu$ s minimum). Note that this puts a restriction on  $L$  that it must be greater than  $I$ . Making  $L$  less than or equal to  $I$  can lead to the CAN bus becoming idle while the ISR executes, but makes more buffers available for high-speed periodic messages. This can be useful if low-speed messages make up only a small portion of the workload and high-speed sporadic messages are either nonexistent or very few.

If  $N_{Hp} \geq B$ , then we must queue even high-speed periodic messages in software. Then, we have a single priority-sorted queue for all outgoing messages and all  $B$  buffers are filled from this queue.

### 5.2.1 Overheads

For streams with dedicated buffers, the CPU overhead is just the calculation of the message ID and transferring the message data and ID to the network adapter. Note that message data can be copied directly from user space to the network adapter to keep overhead to a minimum.

For messages which are queued in software, there is an extra overhead of inserting the message in the queue (including copying the 8 or fewer bytes of message data from user space to device driver space before inserting in the queue), plus the overhead for handling interrupts generated upon message transmission. This interrupt overhead is incurred once every  $Q - I$  message transmissions, where  $Q$  is the number of buffers being filled from the queue ( $Q$  can be  $B$  or  $L$ , depending on whether high-speed periodic messages are buffered or not). Also, each message will potentially have to preempt one other message. The preempted message had already been copied to the network adapter once and now it will have to be copied again, so the preemption overhead is equivalent to the overhead for transferring the message to the network adapter. Table 1 summarizes the overheads for various types of messages. Measurements of these overheads are in Section 6.

Note that DM scheduling also incurs similar overheads. The only difference is that the ID of message streams under DM is fixed, so a new ID does not have to be calculated each time. Other than that, implementing DM on TouCAN is no different than implementing MTS.

TABLE 3  
CPU Overheads for Various Operations Involved  
in Updating Message IDs

Operation	Overhead ( $\mu$ s)
Periodic task	68.0
Device driver interrupt (message arrival)	40.4
Read message from NA (8 data bytes)	7.8
Software filtering and DL lookup	3.0
ID update	2.8 per message

## 6 RESULTS

Schedulability of MTS as compared to DM and ED has been evaluated and published in [1], [2]. Here, we present a measurement of various MTS implementation overheads and their impact on MTS schedulability.

The overhead measurements for implementation of MTS on a 25MHz Motorola 68040 (no cache) with the EMERALDS RTOS are in Table 2. From this data, we see that high-speed messages with dedicated network adapter buffers incur an overhead of

$$\text{ID calculation} + \text{transfer to NA} + \text{misc.} = 16.8\mu\text{s}/\text{msg.}$$

If high-speed periodic messages are queued, then average per-message overhead depends on the number of buffers used for transmission ( $Q$ ). TouCAN has 16 buffers. Of these, 5-6 are usually used for message reception and their IDs are configured to receive the various message streams needed by the node. This leaves about 10 buffers for message transmission. Then, under worst-case scenario, message transmission incurs an average overhead (assuming  $I = 2$ ):

$$\text{ID calculation} + \text{queuing} + \text{preempt} + \text{transfer to NA} + \frac{\text{interrupt}}{Q - I} + \text{misc.} = 36.2 + 1.55l_Q\mu\text{s}/\text{msg},$$

where the worst-case queue length  $l_Q$  is the total number of message streams using that queue. Low-speed and non-real-time messages have fixed IDs, so they incur an overhead of  $33.2 + 1.55l_Q\mu\text{s}/\text{msg}$  if all low-speed and high-speed messages share the same queue.

If high-speed messages are using dedicated buffers, then  $Q - I$  is smaller for low-speed messages. Assuming only three buffers are available and  $I = 2$ , then low-speed and non-real-time messages incur overheads of  $70.3 + 1.55l_Q\mu\text{s}/\text{msg}$ , while high-speed sporadic messages have overheads of  $73.3 + 1.55l_Q\mu\text{s}/\text{msg}$ .

From these numbers, we see that if a certain node has seven high-speed periodic streams, one high-speed sporadic stream, 10 streams of low-speed and non-real-time messages, and if the high-speed periodic messages make up 90 percent of the outgoing traffic while  $Q - I = 1$  for high-speed sporadic/low-speed/non-real-time messages, then average per-message overhead comes to  $(16.8)(0.9) + (70.3 + 1.55(11))0.1 = 23.9\mu\text{s}/\text{msg}$ . Overhead is significantly higher if the number of high-speed periodic streams is large enough that high-speed messages have to be queued. In that case, per-message overhead can be twice as much as the overhead when high-speed periodic streams have dedicated buffers. Fortunately, real-time control applications do not have more than 10-15 tasks per node (the well-known avionics task workload [22], [23]—which is accepted as typifying real-time control applications—is an example). Not all tasks send internode messages and those that do typically do not send more than one to two messages per task. This indicates that, for most applications, dedicated buffers should be available for high-speed message streams, resulting in a low per-message overhead in the 20-25 $\mu$ s range.

We used a simple linked list to sort messages in the priority queue. This works well for a small number of messages (5-10) that typically need to be in the queue. For a larger number of messages, a sorted heap will give lower overhead.

Note that these overheads are applicable to DM as well. The only difference is that, under DM, the ID does not have to be calculated, so per-message overhead will be  $3\mu\text{s}$  less than for MTS.

### 6.1 ID Readjustment at End of Epoch

Table 3 lists the CPU overheads incurred during the ID update protocol. Overhead for the periodic task includes all context

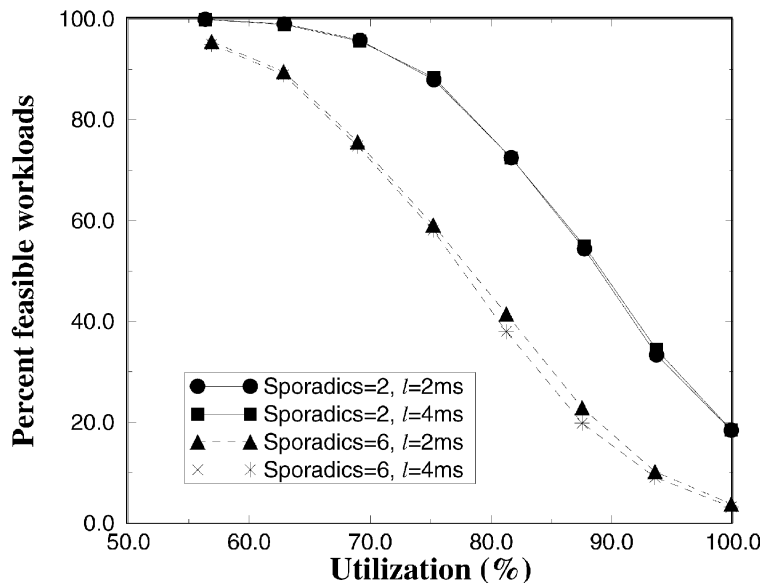


Fig. 4. Impact of changing  $l$  on MTS schedulability.

switching and CPU scheduling overheads. One context switch occurs when the task wakes up and another when the task blocks. Both of these are included in the overhead measurements.

During each ID update, the device driver receives two messages (each incurring an overhead of  $40.4 + 7.8 + 3.0 = 51.2\mu\text{s}$ , including all context switching overheads). After receiving the first message, IDs of high-speed messages are updated. Assuming IDs of five messages need to be updated, the total overhead per epoch becomes  $184.4\mu\text{s}$ . If  $\ell = 2\text{ms}$ , the ID update takes up about 9 percent of CPU time. This motivates us to increase  $\ell$ .

Increasing  $\ell$  increases the level of quantization of deadlines, which results in reduced schedulability for high-speed messages. But, on the other hand, the network overhead associated with ID updates (16 bits per epoch) decreases, leading to increased schedulability. For  $\ell = 2\text{ms}$ , 16 extra bits per epoch consume only 0.8 percent of the network bandwidth for a 1Mb/s bus, but their impact on network schedulability (due to their blocking effect) is much higher. Our measurements showed that, with this extra overhead, about two to three percentage points fewer workloads are feasible under MTS (for the same workload utilization) than without this overhead. As such, increasing  $\ell$  can result in a sizeable improvement in schedulability due to reduced ID update overhead, which can offset the loss in schedulability due to coarser quantization.

Fig. 4 shows the effect of increasing  $\ell$  on schedulability. For each data point, we generate 1,000 workloads and measure the percentage found feasible under MTS using the schedulability conditions in [2]. Each workload has with 8-15 high-speed periodic streams, two or six high-speed sporadic streams, 25 low-speed periodic streams, and four low-speed sporadic streams. Deadlines of high-speed messages are set randomly in the 0.5-2ms range, while those for low-speed messages are set randomly between 2-100ms. Periods of periodic messages are calculated by adding a small random value to the deadline, while MIT of sporadic streams is set to 2s (for both low-speed and high-speed sporadic streams). Different data points are obtained by varying the number of high-speed periodic streams from eight to 15, which leads to a variation in workload utilization roughly in the 50 to 100 percent range. All results include the overhead resulting from 16 extra bits per epoch for ID updates.

This figure shows that, when  $\ell$  is doubled from 2ms to 4ms, network schedulability is actually improved slightly when two high-speed sporadic streams are in the workload. But, when six sporadic streams are used, loss in schedulability from coarser quantization is more than the gain from reduced ID update overhead, so that one to two percentage points fewer workloads are feasible. These results show that for light-to-moderate high-speed sporadic loads, increasing  $\ell$  to 4ms continues to give good performance and, even for heavy high-speed sporadic loads,  $\ell = 4\text{ms}$  results in only a slight degradation in performance.

If  $\ell$  is increased to 3ms, then the ID update CPU overhead reduces to about 6 percent of CPU time, whereas, for  $\ell = 4\text{ms}$ , it becomes 4.6 percent of CPU time.

## 7 CONCLUSION

The CAN standard message frame format has an 11-bit ID field. If fixed-priority scheduling (such as DM) is used for CAN, some of these bits go unused. The idea behind MTS is to use these extra bits to enhance network schedulability. MTS places a quantized form of the message deadline in these extra bits while using the DM-priority of messages in the remaining bits. This enhances schedulability of the most frequent messages in the system (high-speed messages) so that MTS is able to feasibly schedule more workloads than DM.

Since message IDs are based on deadlines, they must be periodically updated. We presented a protocol to perform this update without any priority inversion. This protocol consumes about 5 to 6 percent of CPU time, but, considering the large improvements in network schedulability that MTS displays over DM, this extra overhead is justified.

We also presented a scheme to implement MTS on the TouCAN network adapter, which is representative of modern CAN network adapters. The biggest challenge in implementing CAN scheduling (be it MTS or DM) is controlling priority inversion within the network adapter. We showed that, because of CAN's characteristics (short message size), preemption of a message in the adapter by a newly arrived, higher-priority outgoing message is an effective method for avoiding priority inversion.

A future avenue of research can be to study message reception issues for CAN to try to reduce the average per-message reception overhead. Unlike message transmission, message reception does not depend on which network scheduling policy (DM or MTS) is used. Message reception overheads can be reduced by optimizing interrupt handling, using polling (instead of interrupts) to detect message arrival, or using a combination of interrupts and polling.

## ACKNOWLEDGMENTS

The work reported in this paper was supported in part by the U.S. National Science Foundation under Grants MIP-9203895 and DDM-9313222 and by the U.S. Office of Naval Research under Grant N00014-94-1-0229. Any opinions, findings, and conclusions or recommendations are those of the authors and do not necessarily reflect the views of the funding agencies.

## REFERENCES

- [1] K.M. Zuberi and K.G. Shin, "Non-Preemptive Scheduling of Messages on Controller Area Network for Real-Time Control Applications," *Proc. Real-Time Technology and Applications Symp.*, pp. 240-249, May 1995.
- [2] K.M. Zuberi and K.G. Shin, "Scheduling Messages on Controller Area Network for Real-Time CIM Applications," *IEEE Trans. Robotics and Automation*, vol. 13, no. 2, pp. 310-314, Apr. 1997.
- [3] R.S. Raji, "Smart Networks for Control," *IEEE Spectrum*, vol. 31, no. 6, pp. 49-55, June 1994.
- [4] *Manufacturing Automation Protocol (MAP) 3.0 Implementation Release*, MAP/TOP Users Group, 1987.
- [5] H. Kopetz and G. Grunsteidl, "TTP—A Protocol for Fault-Tolerant Real-Time Systems," *Computer*, vol. 27, no. 1, pp. 14-23, Jan. 1994.
- [6] *Road Vehicles—Interchange of Digital Information—Controller Area Network (CAN) for High-Speed Communication*, ISO 11898, 1993.
- [7] H. Zeltwanger, "An Inside Look at the Fundamentals of CAN," *Control Eng.*, vol. 42, no. 1, pp. 81-87, Jan. 1995.
- [8] K.W. Tindell, H. Hansson, and A.J. Wellings, "Analyzing Real-Time Communications: Controller Area Network (CAN)," *Proc. Real-Time Systems Symp.*, pp. 259-263, Dec. 1994.
- [9] K. Tindell, A. Burns, and A.J. Wellings, "Calculating Controller Area Network (CAN) Message Response Times," *Control Eng. Practice*, vol. 3, no. 8, pp. 1,163-1,169, 1995.
- [10] K.G. Shin, "Real-Time Communications in a Computer-Controlled Workcell," *IEEE Trans. Robotics and Automation*, vol. 7, no. 1, pp. 105-113, Feb. 1991.
- [11] K.M. Zuberi and K.G. Shin, "EMERALDS: A Microkernel for Embedded Real-Time Systems," *Proc. Real-Time Technology and Applications Symp.*, pp. 241-249, June 1996.
- [12] J.Y.-T. Leung and J. Whitehead, "On the Complexity of Fixed-Priority Scheduling of Periodic, Real-Time Tasks," *Performance Evaluation*, vol. 2, no. 4, pp. 237-250, Dec. 1982.
- [13] K. Jeffay, D.F. Stanat, and C.U. Martel, "On Non-Preemptive Scheduling of Periodic and Sporadic Tasks," *Proc. Real-Time Systems Symp.*, pp. 129-139, 1991.
- [14] W. Zhao and K. Ramamritham, "Simple and Integrated Heuristic Algorithms for Scheduling Tasks with Time and Resource Constraints," *J. Systems and Software*, vol. 7, pp. 195-205, 1987.
- [15] D. Ferrari and D. Verma, "A Scheme for Real-Time Channel Establishment in Wide-Area Networks," *IEEE J. Selected Areas Comm.*, vol. 8, no. 3, pp. 368-379, Apr. 1990.
- [16] D.D. Kandlur, K.G. Shin, and D. Ferrari, "Real-Time Communication in Multi-Hop Networks," *IEEE Trans. Parallel and Distributed Systems*, vol. 5, no. 10, pp. 1,044-1,056, Oct. 1994.

- [17] Q. Zheng and K.G. Shin, "On the Ability of Establishing Real-Time Channels in Point-to-Point Packet-Switched Networks," *IEEE Trans. Comm.*, pp. 1,096-1,105, Feb./Mar./Apr. 1994.
- [18] M. Gergeleit and H. Streich, "Implementing a Distributed High-Resolution Real-Time Clock Using the CAN-Bus," *Proc. First Int'l CAN Conf.*, Sept. 1994.
- [19] *MC68336/376 User's Manual*, Motorola Inc., 1996.
- [20] *82527 Serial Communications Controller Architectural Overview*, Intel Corp., 1993.
- [21] A. Indiresan, A. Mehra, and K.G. Shin, "The END: An Emulated Network Device for Evaluating Adapter Design," *Proc. Third Int'l Workshop Performability Modeling of Computer and Communication Systems*, 1996.
- [22] C.D. Locke, D. Vogel, and T. Mesler, "Building a Predictable Avionics Platform in Ada: A Case Study," *Proc. Real-Time Systems Symp.*, pp. 181-189, 1991.
- [23] C.D. Locke, D. Vogel, L. Lucas, and J. Goodenough, "Generic Avionics Software Specification," Technical Report CMU/SEI-90-TR-8, Carnegie Mellon Univ., 1990.