

Joint Energy Replenishment and Operation Scheduling in Wireless Rechargeable Sensor Networks

Yuanchao Shu, *Member, IEEE*, Kang G. Shin, *Life Fellow, IEEE*, Jiming Chen, *Senior Member, IEEE*, and Youxian Sun

Abstract—Wireless charging is a promising way to solve the energy constraint problem in sensor networks. While extensive efforts have been made to improve the performance of charging and communication in wireless rechargeable sensor networks (WRSNs), little has been done to address the operation scheduling problem. To fill this void, we propose a joint energy replenishment and scheduling mechanism so as to maximize the network lifetime while making strict sensing guarantees in the WRSN. We first formulate the problem in a general 2-D space and prove its NP-completeness. We then devise an f -approximate scheduling mechanism by transforming the classical minimum set cover problem and develop an optimal energy-replenish strategy based on the energy consumption of nodes returned by the scheduling mechanism. Large-scale simulation results validate our design and show a 39.2% improvement of network lifetime over a baseline method.

Index Terms—Coverage, energy replenishment, mobile charger, rechargeable sensor networks, scheduling.

I. INTRODUCTION

ALONG with the development of wireless energy transfer technology, wireless rechargeable sensor networks (WRSNs) have drawn considerable attention from researchers over the past few years. By exploiting wireless charging techniques, sensor nodes in a WRSN can be replenished by chargers to reduce disposable battery use and extend the operational life of each sensor node. Compared to solar and wind energy harvesting systems, wireless charging offers controllable and predictable energy replenishment for sensor networks. In most

Manuscript received August 31, 2014; revised August 28, 2015; accepted May 27, 2016. Date of publication July 12, 2016; date of current version February 6, 2017. This work was partially supported by 973 Program under Grant 2015CB352503 and scholarship funded by China Scholarship Council. Paper no. TII-14-0950. (*Corresponding author: J. Chen*).

Y. Shu was with the Department of Control Science and Engineering, Zhejiang University, Hangzhou 310027, China. He is now with Microsoft Research Asia, Beijing 100080, China (e-mail: ycshu@zju.edu.cn).

K. G. Shin is with the Department of Electrical Engineering and Computer Science, The University of Michigan, Ann Arbor, MI 48109 USA (e-mail: kgshin@umich.edu).

J. Chen and Y. Sun are with the Department of Control Science and Engineering, Zhejiang University, Hangzhou 310027, China (e-mail: jmchen@iipc.zju.edu.cn; yxsun@iipc.zju.edu.cn).

Color versions of one or more of the figures in this paper are available online at <http://ieeexplore.ieee.org>

Digital Object Identifier 10.1109/TII.2016.2586028

application scenarios, mobile chargers carried by autonomous vehicles are considered for recharging already deployed sensors [1]–[5] for the reasons of cost efficiency and flexibility in dealing with network topology changes. A mobile charger can also be combined with a mobile base station for energy-efficient routing [6] and data gathering [7]–[9].

Like traditional wireless sensor networks (WSNs), rechargeable sensor nodes are deployed to sense environments for various purposes. In most WSN applications including target tracking [10], [11], intrusion detection [12], and environmental monitoring [13], [14], point of interest or area of interest needs to be covered to guarantee the quality of sensing. Due to redundant deployment and limited energy supply of nodes, WSNs are duty-cycled to prolong their lifetime. Specifically, duty cycling entails nodes to alternate between sleep and wakeup. When a node sleeps, it turns OFF most functional components including sensing and communication, which are the most energy-consuming operations.

Operation scheduling of sensor nodes in a WSN while considering the sensing coverage has been studied extensively [10], [15]–[18]. Most of existing work considers a fixed amount of energy aiming to minimize the total energy consumption. However, in a WRSN, sensor operation scheduling becomes more sophisticated since each node's energy balance does not monotonically decrease due to the energy replenishment by charger(s). In traditional sensor networks, network lifetime with a coverage guarantee is subject to critical nodes located in the essential sensing area with few nearby neighbors, thus keeping themselves alive for a longer period of time and draining their energy faster than others. However, in a WRSN, the energy of these nodes can be replenished by a charger, thus making them no longer the “bottleneck” nodes. A key problem is, therefore, to design the active/sleep schedule for nodes and charge them in an energy-balanced manner.

We address the above problem by developing a joint energy replenishment and operation scheduling mechanism that maximizes the network lifetime while providing strict sensing guarantees. Specifically, given the charging capacity of a charger, we want to find the best strategy of operation scheduling and energy partitioning. This way, we mitigate the gap between the heterogeneous energy consumption among nodes and the unbalanced initial energy via energy replenishment and, therefore, increase the total energy utility and extend the network lifetime.

This paper makes the following three main contributions.

- 1) To the best of our knowledge, this is the first attempt to maximize the network lifetime by designing joint operation scheduling and energy replenishment in a WRSN. Using both theoretical analysis and extensive simulations, we demonstrate the advantages of this mechanism.
- 2) We formulate the energy replenishment and scheduling (ERS) problem in a general 2-D space with N rechargeable sensor nodes and a mobile charger with given charging capacity. The problem is proved to be NP-complete, and a heuristic solution with provable suboptimality (i.e., the ratio of what our solutions achieved to the optimal result) is developed by solving a linear packing problem.
- 3) We evaluate the proposed algorithms using extensive simulation and study the impact of multiple environmental factors including the initial energy balances of nodes, the distribution and density of nodes, and the mobile charger's capacity. Several insights are provided, shedding some light on potential improvement.

The rest of this paper is organized as follows. Section II describes the system model and formulates the ERS problem. Section III proves the NP-completeness of ERS and describes the design of joint ERS. Section IV evaluates the performance of the proposed solutions, while Section VI discusses related work. Section VII concludes the paper.

II. PROBLEM FORMULATION

We present system models and formulate the ERS problem in this section.

A. Network Model

We consider a WRSN consisting of a set S of N rechargeable nodes deployed in a 2-D area. Each node $i \in S$ is able to sense events of interest within its sensing range R_i . For example, nodes equipped with vision or ultrasound sensors detect intrusions within a certain range in the field, and nodes deployed in a warehouse environment can track objects and manage inventory. Similar to [12], we assume that the sensing ranges of nodes are open discs centered at nodes with a unique radius, and the union of sensing ranges of all nodes subsumes the region, Ar , needs to be monitored, or monitoring area. A set SC of sensor nodes, of which the union of their sensing ranges covers the monitoring area, is called a sensor cover. Fig. 1 illustrates an example of sensor deployment, coupled with the monitoring area. There are four different sensor covers in Fig. 1, namely $SC_1 = \{1, 2, 4\}$, $SC_2 = \{1, 2, 5\}$, $SC_3 = \{2, 3, 4\}$, and $SC_4 = \{2, 3, 5\}$.

We assume that positions of nodes are known via some form of WRSN localization techniques, e.g., [19]. Since the main focus of this paper is on environmental sensing and sensors charging, we assume the nodes' communication ranges to be much larger than the sensing ranges.

B. Energy Consumption and Replenishment

Let the initial nodes' energy balances be E_i^0 , $i \in \{1, \dots, N\}$. The operation duration of the WRSN is divided into time slots.

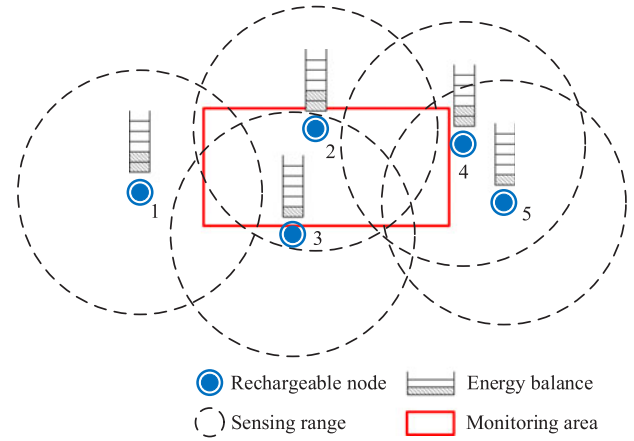


Fig. 1. Example of sensor deployment.

To reduce energy consumption, sensor nodes alternate between active and sleep modes. When sensor node i is active, events occurred within R_i could be successfully discovered. Without loss of generality, we can assume that the energy consumption during one active time slot is 1. Taking Fig. 1 as an example, the initial energy balance of node 1 is 2 (i.e., $E_1^0 = 2$), which allows the node to be active in sensing for two time slots.

In order to guarantee the quality of sensing, in this paper, we consider the general scenario that the monitoring area needs to be fully covered and define the network lifetime as follows.

Definition II.1 (The network lifetime): The network lifetime T is the time interval between the first time when the monitoring area is fully covered until the first time when a coverage hole appears.

To replenish energy, a mobile charger with given charging capacity E^c travels through the network to charge sensor nodes wirelessly in its vicinity. While still in the early stage of development and commercial acceptance, wireless charging technology along with the incessant emergence of related products have made industry and research communities optimistic about WRSNs. For example, early this year, Toshiba [20] launched a new wireless charging chip which enables a 5-W maximum output power with a 95% maximum power conversion efficiency. Compared to direct-contact charging, wireless charging offers higher availability and simplifies the charging interface which makes it suitable for large-scale sensor networks. Typically, the charger is carried by an autonomous vehicle/robot moving around to charge nodes in operational scenarios, such as warehouse inventory management [21] and structural health monitoring [22]. Even when sensor nodes are deployed in the field, the energy of sensor nodes can be replenished using unmanned aerial vehicles like drones. In this paper, we only focus on the optimization of energy replenish and operation scheduling during one single charging period since the charger may not always be able to get recharged once after it completes the task (e.g., when it is in the field). If the charger travels periodically to replenish nodes, we need to update the initial energy balances of nodes at the beginning of each round. Since sensor networks are able to continuously operate for months/years after charging them fully [23], [24], we assume the charging and moving delay of the charger to be sufficiently small to ignore.

TABLE I
NOTATION DEFINITION

Symbol	Meaning
N	Number of nodes
Ar	Monitoring area
SC_i	Sensor cover i
R_i	Sensing range of node i
E_i^0	Initial energy balance of node i
E^c	Charging capacity of the charger
E_i^c	Replenished energy of node i
T	Network lifetime

TABLE II
ONE FEASIBLE SOLUTION OF FIG. 1

Node	Activation pattern			Energy balance	
	First slot	Second slot	Third slot	Initial	Charged
1	ON	ON	OFF	2	0
2	ON	ON	ON	2	1
3	OFF	OFF	ON	1	0
4	ON	ON	OFF	2	0
5	OFF	OFF	ON	1	0

The symbols and notations used in this paper are summarized in Table I.

C. Problem Statement

We formulate the ERS problem as follows.

Definition II.2 (ERS problem): Given the monitoring area Ar , a set S of N sensor nodes with initial energy balances $E_i^0, i \in \{1, \dots, N\}$, and a mobile charger with charging capacity E^c , we want to find the energy partitioning strategy of the charger (i.e., divide E^c and determine the amount of replenished energy at each node $E_i^c, i \in \{1, \dots, N\}$) and activation patterns of nodes so as to maximize the network lifetime T .

According to Definition 2.2, we aim to jointly control behaviors of both the charger and sensor nodes to maximize the network lifetime while providing coverage guarantees. On one hand, we activate different sets of nodes during different periods of time to balance the network energy consumption and keep sensing the entire monitoring area. On the other hand, nodes should be charged with distinct amounts of energy in an energy-balanced manner. For example, more energy should be replenished to those critical nodes (i.e., those near the data sink) which will drain their limited energy faster.

Again, let us consider the scenario shown in Fig. 1, where all four sensor covers contain Node 2. Considering a simple case where $E_1^0 = 2, E_2^0 = 2, E_3^0 = 1, E_4^0 = 2, E_5^0 = 1$, and $E^c = 1$, it is easy to find that the optimal solution of the ERS problem is to replenish the only 1 unit energy to Node 2 with the corresponding maximized network lifetime $T = 3$. One feasible solution is shown in Table II.

III. ALGORITHM DESIGN

We first prove the NP-completeness of the ERS problem and then design an algorithm with provable suboptimality.

A. NP-Complete Proof

We first define the decision version of the ERS problem and then prove it is NP-complete.

Definition III.1 (Decision version of the ERS problem): Given initial energy balance $E_i^0, i \in \{1, \dots, N\}$ and charging capacity E^c , does there exist an energy-allocation strategy with the corresponding activation patterns of nodes such that the network lifetime is longer than T ?

Theorem III.1: The ERS problem is NP-complete.

Proof: We first prove ERS is an NP problem. Given a specific energy-allocation strategy and E_i^0 , we get the total amount of energy of each node. According to [12, Th. 1], the sensor set SC is a sensor cover if and only if it covers every intersection point of sensing borders of nodes located inside the monitoring area. Therefore, we can enumerate all intersection points IP and build a matrix D_{ij} which specifies whether the intersection point IP_i is covered by node j in $O(n^3)$ time. Then, given a family of set covers SC_1, \dots, SC_k which covers all intersection points and the corresponding working duration t_1, \dots, t_k , we can verify in polynomial time whether 1) the energy consumption of each node is feasible and 2) $t_1 + \dots + t_k \leq T$.

To prove further that the ERS problem is NP-hard, we reduce a known NP-hard problem, the maximum set cover (MSC) problem [13], to ERS in polynomial time.

Definition III.2 (MSC problem): Given a collection $C = \{S_i\}$ of subsets of a finite set R , find a family of set covers $S_1, \dots, S_p \in C$ with weights $t_1, \dots, t_p \in [0, 1]$ such that, to maximize $\sum_{i=1}^p t_i$ and for each element s in C , s appears in S_1, \dots, S_p with a total weight of at most 1.

Let the initial energy balance $E_i^0 = 1, i \in \{1, \dots, N\}$ and charging capacity $E^c = 0$; then, the ERS problem contains a known NP-hard problem, namely the MSC problem, as a special case. That is, there is an implicit reduction, from each instance of the MSC problem to itself, relabeling it as an instance of the unrestricted ERS problem. As the ERS problem is also in NP, it is NP-complete. ■

Since the coverage of limited intersection points of sensing borders of nodes located inside the monitoring area guarantees full coverage of the entire monitoring area, we will henceforth focus on the design of joint sensor scheduling and energy replenishment with the point coverage constraint. Specifically, we enumerate the intersection point sets IP and build the matrix D_{ij} before proceeding with the algorithm design.

Next, we describe the algorithms to solve the ERS problem. The basic idea is to seek and replenish more energy to the energy-critical nodes. In the first step, we devise a sensor scheduling mechanism by only considering the initial energy balance and then proceed to calculate the optimal charging energy of each node. This way, we decouple the original problem and achieve a provable performance guarantee.

B. Sensor Scheduling

At the beginning of design, we transform the original ERS problem to a linear programming (LP). Mathematically, if we can enumerate all sensor covers $SC = \{sc_1, \dots, sc_{n_c}\}$, where n_c is the number of sensor covers, then the ERS problem can be

cast to the following LP problem:

$$\begin{aligned} & \text{Maximize} && \sum_{j=1}^{n_c} t_j \\ & \text{s.t.} && \sum_{j=1}^{n_c} C_{ij} t_j \leq E_i^0 + E_i^c \\ & && \sum_{i=1}^N E_i^c \leq E^C. \end{aligned} \quad (1)$$

In (1), C_{ij} is an $N \times n_c$ matrix, where binary number $c_{ij} = 1$ means that node i is active in sensor cover sc_j . Two constraints lie in this problem. The first guarantees that the total energy consumption of each node should be no more than the summation of the initial energy balance and charged energy, while the second one means the total amount of the replenished energy of all nodes should be no more than the capacity of the charger.¹

In order to find energy-critical nodes and provide guidelines for energy replenishment, we take into account the initial energy of nodes and propose the sensor scheduling algorithm. Letting $E_i^c = 0$, we find that the ERS problem is a packing LP. However, C_{ij} cannot be directly obtained as the number of sensor covers grows exponentially with the number of sensors. To deal with this problem, we adopt the Garg–Könemann algorithm [25], which is originally proposed to solve multicommodity flows and fractional packing problems. The Garg–Könemann algorithm guarantees that a packing LP of this kind

$$\begin{aligned} & \text{Maximize} && \{c^T x \mid Ax \leq b, x \geq 0\} \\ & && A \in \mathbb{R}^{m \times n}, b \in \mathbb{R}^{m \times 1}, c \in \mathbb{R}^{n \times 1} \end{aligned} \quad (2)$$

is implicitly given by b and column j of A whose length

$$l_y(j) = \sum_i \frac{A(i, j)y(i)}{c(j)} \quad (3)$$

is minimum, where y is the dual variable of the original packing LP.

Instead of enumerating all sensor covers to build C_{ij} , we only have to find the minimum length column $a(y) = \min_j l_y(j)$. Further, if we let the weight of each column of C_{ij} (i.e., a sensor cover) be proportional to $y(i)$ in (3) (e.g., $w(i) = y(i)$), finding the minimum length column is the same as finding the minimum weight set cover of the original problem. The detailed Garg–Könemann algorithm with f -approximate minimum weight set cover is presented in Algorithm 1. In Section III-C, based on the energy consumption of nodes returned by the scheduling mechanism, we propose the optimal energy replenish strategy.

In Algorithm 1, given the initial energy balances of nodes, we first initialize parameters δ , D , the dual variable y , and weight w . Since $D := E^{0T} y$, in line 7, we have $D = N\delta$. In the main loop, we first find the sensor cover with minimum weight through the f -approximate algorithm F and then calculate p , which is the

Algorithm 1 Garg–Könemann Algorithm

- 1: **Input:** Initial energy balance vector $E^0 \in \mathbb{R}^{N \times 1}$, a fixed parameter ϵ and an f -approximate algorithm F for the problem of finding the minimum weight set cover
- 2: $\delta = (1 + \epsilon)((1 + \epsilon)N)^{-1/\epsilon}$
- 3: **for** $i = 1; i \leq N; i + +$ **do**
- 4: $y(i) = \frac{\delta}{E_i^0}$
- 5: $w(i) = y(i)$
- 6: **end for**
- 7: $D = N\delta$
- 8: $j = 1$
- 9: **while** $D < 1$ **do**
- 10: Find the minimum weight set cover C_j using the f -approximate algorithm F
- 11: $p = \arg \min_p \frac{E_p^0}{C_j(p)}$
- 12: $t_j = \frac{E_p^0}{C_j(p)}$
- 13: $j = j + 1$
- 14: **for** $i = 1; i \leq N; i + +$ **do**
- 15: $y(i) = y(i)(1 + \epsilon C_j(i)t_j/E_i^0)$
- 16: $w(i) = y(i)$
- 17: $D = E^{0T} y$
- 18: **end for**
- 19: **end while**
- 20: $t_j = \frac{t_j}{\log_{1+\epsilon} \frac{1+\epsilon}{\delta}}$
- 21: **return** $\{C_j, t_j\}$

index of the row with the minimum $\frac{b(p)}{C_j(p)}$. We then iteratively update y , w , and D . Algorithm 1 terminates when $D \geq 1$ and outputs a set of k , $k \leq n_c$ column $\{C_j\}$ each supplied with the corresponding working duration $t_j = \frac{t_j}{\log_{1+\epsilon} \frac{1+\epsilon}{\delta}}$. Thus, the network lifetime $T_0 = \sum t_j$, which is approximated within a factor of $(1 + \epsilon)f$, for any $\epsilon > 0$. Detailed proof of the suboptimality of the Garg–Könemann algorithm can be found in [16].

We devise the f -approximate algorithm F based on the classical minimum set cover algorithm. Algorithm 2 repeatedly chooses a set defined by D_j that minimizes the weight w_i divided by the number of elements in the set but not covered by chosen sets. It terminates and returns the chosen sets C when they form a sensor cover. Let H_k denote $\sum_{i=1}^k \frac{1}{i}$, where k is the largest set size; then, it is easy to prove that the weight of the resultant sensor cover is at most H_k times the minimum weight of any sensor cover. Therefore, using Algorithm 1, the network lifetime T_0 can be approximated within a factor of $\rho_0 = (1 + \epsilon)(1 + 2 \ln N)$, for any $\epsilon > 0$.

C. Optimal Energy Replenishment

So far, we proposed a suboptimal sensor scheduling mechanism considering the initial energy of all nodes. With a given amount of energy E^0 and locations of nodes, Algorithm 1 calculates sets of sensor cover C_j with the corresponding working duration t_j . In addition, the total energy consumption of each node obtained through Algorithm 1 serves as a good indicator

¹More generally, we can multiply a vector of diverse energy consumption rates of nodes by C_{ij} to relax the assumption of uniform energy consumption in Section II-B.

Algorithm 2 *f-Approximate Algorithm F*

```

1: Input:  $IP, D_{ij} \in \mathbb{R}^{N \times |IP|}$  and  $w \in \mathbb{R}^{1 \times N}$ 
2:  $U = IP$ 
3:  $\mathcal{C} = \emptyset$ 
4: while  $U \neq \emptyset$  do
5:   Select  $D_j$  that minimize  $\frac{\sum_i \{w_i |D_{ij}=1\}}{\{i | D_{ij}=1\} \cap U}$ 
6:    $U = U - \{i | D_{ij} = 1\}$ 
7:    $\mathcal{C} = \mathcal{C} \cup \{i | D_{ij} = 1\}$ 
8: end while
9: return  $\mathcal{C}$ 

```

of energy criticality. Specifically, nodes with plenty of energy and whose sensing area is covered less by other nodes will be scheduled to sense for a longer period of time, thus having a higher energy demand.

Let b^c be the vector of energy consumption of nodes and b^r be the vector of remaining energy of nodes when $t = \sum t_j$, respectively; then, the optimization problem of energy replenishment can be written as

$$\begin{aligned}
& \text{Maximize} && \min_i \frac{E_i^c + b_i^r}{b_i^c} \\
& \text{s.t.} && \sum_{i=1}^N E_i^c \leq E^C \\
& && E_i^c \geq 0 \quad \forall i \in \{1, \dots, N\}.
\end{aligned} \tag{4}$$

In (4), we need to calculate the amount of energy replenishment $E_i^c, i \in \{1, \dots, N\}$, of each node based on the energy consumption ratio returned by Algorithm 1. To solve this optimization problem, we add an additional variable $e = \min_i \frac{E_i^c + b_i^r}{b_i^c}$ and rewrite (4) as

$$\begin{aligned}
& \text{Maximize} && e \\
& \text{s.t.} && \frac{E_i^c + b_i^r}{b_i^c} \geq e, \forall i \in \{1, \dots, N\} \\
& && \sum_{i=1}^N E_i^c \leq E^C \\
& && E_i^c \geq 0 \quad \forall i \in \{1, \dots, N\}.
\end{aligned} \tag{5}$$

Hence, (4) can be expressed in canonical form as

$$\begin{aligned}
& \text{Maximize} && c^T X \\
& \text{s.t.} && AX \leq b \\
& && X \geq 0
\end{aligned} \tag{6}$$

where the vector of variables $X = [E_1^c, \dots, E_N^c, e]^T$, vectors of coefficients $c = [0, 0, \dots, 0, 1]^T$, and $b = [\frac{b_1^r}{b_1^c}, \dots, \frac{b_N^r}{b_N^c}, E^C]^T$

are $(N + 1) \times 1$ vectors and the matrix of coefficients

$$A = \begin{pmatrix} -\frac{1}{b_1^c} & 0 & \dots & 0 & 1 \\ 0 & -\frac{1}{b_2^c} & \dots & 0 & 1 \\ \vdots & \vdots & \ddots & \vdots & \vdots \\ 0 & 0 & \dots & -\frac{1}{b_N^c} & 1 \\ 1 & 1 & \dots & 1 & 0 \end{pmatrix} \in \mathbb{R}^{(N+1)^2} \tag{7}$$

Since c, b , and A are known vectors, the optimal strategy of energy distribution E^c can be directly obtained with the corresponding network lifetime $T = (e + 1)T_0$.

Theorem III.2: The calculated network lifetime can be approximated within a factor of $\rho_1 = \frac{\rho_0 \sum_i E_i^0}{|C| \min_i E_i^0}$, where $|C|$ is the minimum set size of a sensor cover.

Proof: Let the optimal network lifetime with/without energy replenishment be T_0^* and T^* , respectively. Considering the fact that all available energy is evenly distributed among the sensor cover with minimum set size, the upper-bound of the network lifetime can be obtained as

$$T^* \leq \frac{\sum_i E_i^0 + E^C}{|C|}. \tag{8}$$

According to the energy replenishment algorithm

$$\begin{aligned}
T &= (e + 1)T_0 \geq \left(\frac{E^C}{\sum b^c} + 1 \right) T_0 \\
&\geq \left(\frac{E^C}{\sum_i E_i^0} + 1 \right) T_0 \geq \frac{\sum_i E_i^0 + E^C}{\sum_i E_i^0} \frac{T_0^*}{\rho_0}.
\end{aligned} \tag{9}$$

Therefore, combining (8) and 9, we have

$$\begin{aligned}
\rho_1 = \frac{T^*}{T} &\leq \frac{\sum_i E_i^0 + E^C}{|C|} / \frac{(\sum_i E_i^0 + E^C) T_0^*}{\rho_0 \sum_i E_i^0} \\
&= \frac{\rho_0 \sum_i E_i^0}{|C| T_0^*} \leq \frac{\rho_0 \sum_i E_i^0}{|C| \min_i E_i^0}.
\end{aligned} \tag{10}$$

■

Theorem 3.2 proves that the suboptimality of the algorithm of the ERS problem is relevant to both network topology and the initial energy balances of nodes. Particularly, if $E_i^0 = E_j^0, i \neq j \in \{1, \dots, N\}$, ρ_1 can be further simplified as $\rho_1 = \frac{\rho_0 N}{|C|}$.

IV. EVALUATION

We evaluate algorithm performance via large-scale simulations. We first describe simulation settings and then compare the performance of the proposed algorithm with a baseline method in Section IV-B. In Section IV-C, we provide the simulation results under different network densities. In Sections IV-D and IV-E, we also study the impact of various charging capacities and initial energy levels of nodes.

A. Simulation Settings

In all simulations, we use uniform distribution of nodes with at least one sensor cover. The initial energy of nodes is

TABLE III
DEFAULT SIMULATION PARAMETERS

Parameters	Description
Field Area	1000 × 1000 (Grid Unit)
Node Distribution	Uniform Distribution
Number of Nodes	$N = 500$
Sensing Range of Each Node	100
Initial Energy Level of Nodes	$E_i^0 \in U[0, 2]$ (Unit), $\forall i \in [1, N]$
Charging Capacity	$\sum_i E_i^0$
Random Seed	100 runs

randomly generated that follows the uniform distribution between 0 and 2. The charging capacity of the charger is set to the total amount of the initial energy of all nodes. Default simulation parameters are listed in Table III.

We adopt the network lifetime and the energy utility as two metrics to evaluate the performance of the proposed joint energy replenishment and operation scheduling. The network lifetime is the time interval between the first full cover of the monitoring area and the first occurrence of a coverage hole (as defined in Definition 2.1), and the energy utility is the ratio of the total energy consumption to the overall amount of available energy in the network (i.e., summation of the initial energy and the capacity of the charger). The energy utility not only indicates energy efficiency but also reflects the energy provisioning performance in terms of the adaptability to diverse network settings. In addition, we calculate the standard deviation of residual energy of nodes (when a coverage hole occurs) to demonstrate the network's energy balance.

B. Baseline Comparison

Since at present there is no algorithm available for joint energy provisioning and operation scheduling, we introduce a greedy algorithm as the baseline for comparison. Specifically, we charge all nodes in the network to the same energy level and adopt the suboptimal sensor scheduling algorithm proposed in [12].

Fig. 4 shows that the proposed joint energy replenishment and operation scheduling algorithm outperforms the baseline method in both network lifetime and energy utility. For example, the average gain in the network lifetime by the proposed algorithm is 39.2%, demonstrating the effectiveness of our algorithm. In what follows, we will further examine the network performance under different systems settings.

C. Performance With Different Numbers of Nodes

We evaluate the network lifetime while varying the number of nodes. Fig. 2(a) shows that the network lifetime increases as the number of nodes grows. For example, the network lifetime is prolonged by 90.67% (2.944 versus 1.544) when the number of nodes grows from 120 to 240 with $\epsilon = 0.2$. This is because the number of sensor covers grows when the sensor deployment becomes denser. In such a case, more nodes with plenty of energy can replace the nodes with insufficient energy to cover the monitoring area, thus prolonging the network lifetime. On the contrary, the energy utility in Fig. 2(b) decreases with the

increasing density of the network, since the total amount of remaining energy on all nodes increases. This can be verified further in Fig. 2(c), where the standard deviation of residual energy grows with a rising number of nodes. In all three figures, a smaller ϵ leads to a better performance, validating the theoretical analysis. Particularly, in all scenarios, the network lifetime of the proposed algorithm is longer than the baseline result.

D. Impact of Charging Capacities

As one of the key system parameters, the charger's capacity has a great influence on the network performance. Fig. 3(a) shows the network lifetime with charging capacities ranging from $E_c = \sum_i E_i^0$ to $E_c = 10 \sum_i E_i^0$. We can tell from the figure that the network lifetime grows linearly with increasing charging capacity. Take the case of $\epsilon = 0.5$ as an example to find that the network lifetime grows from 12.2 to 18.3 when the charging capacity is doubled from $5 \sum_i E_i^0$ to $10 \sum_i E_i^0$.

From Fig. 3(b), we can see that the energy utility grows with rising charging capacity. The mobile charger is shown to make most of the initial energy balance and "distribute" energy across the network intelligently. The larger charging capacity, the better balanced the energy distribution is. As a result, in Fig. 3(c), the standard deviation of residual energy at the end of the life of the network becomes smaller when E_c gets larger. In addition, since the sensor scheduling mechanism is approximated by the factor of $1 + \epsilon$, our algorithm with a smaller ϵ achieves a better performance in terms of the energy utility and the standard deviation of residual energy. Like in Fig. 2, the proposed algorithm outperforms the baseline algorithm in terms of the network lifetime.

E. Impact of Initial Energy Levels

We also study the impact of nodes' initial energy levels. Specifically, we consider uniformly distributed initial energy levels with different upper-bounds and plot the network performance while varying the charging capacity.

Like in Fig. 3(a), the network lifetime grows in Fig. 5(a) as the upper-bound of the initial energy or the charging capacity increases, simply owing to the fact that the total amount of the network's energy becomes greater. However, the energy utility remains relatively stable even in the case of varying amounts of initial energy. For example, when $E_c = \sum_i E_i^0$, the fluctuation of energy utility is less than 1.6% (0.89 ± 0.014) in Fig. 5(b). This is because the charging capacity enhanced with the initial energy compensates the unbalanced energy during provisioning. Since the range of the nodes' initial energy levels becomes larger, the standard deviation of residual energy increases in Fig. 5(c).

V. DISCUSSION

In Section II, we assumed that the sensing ranges of nodes are open discs. Since this assumption may not always hold in real sensor deployments, we have evaluated the effects of nonisotropic sensing ranges as shown in Fig. 6. Note that how to design robust algorithms to minimize such effects is orthogonal

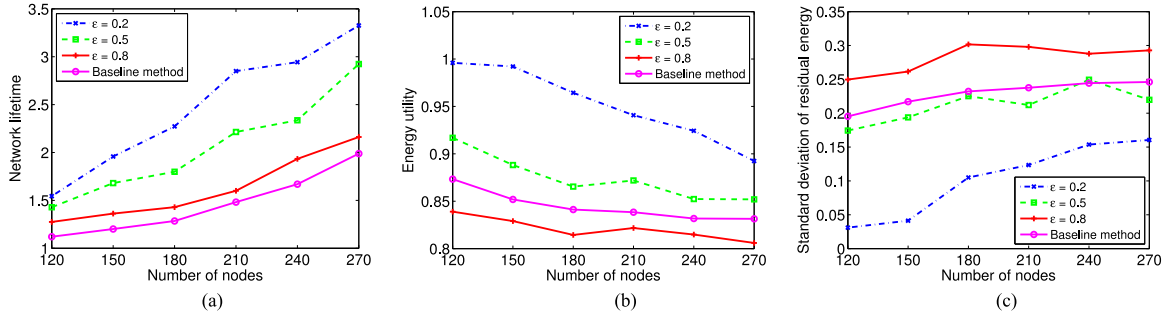


Fig. 2. Performance with different numbers of nodes. (a) Network lifetime. (b) Energy utility. (c) Standard deviation of residual energy.

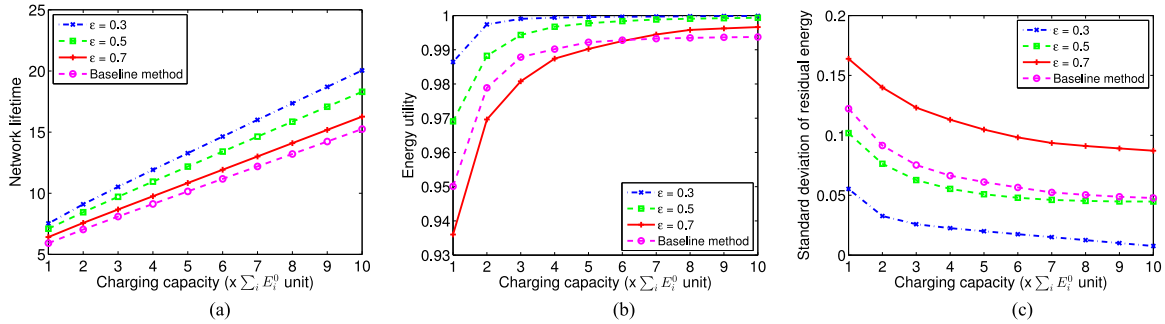


Fig. 3. Performance with different charging capacities. (a) Network lifetime. (b) Energy utility. (c) Standard deviation of residual energy.

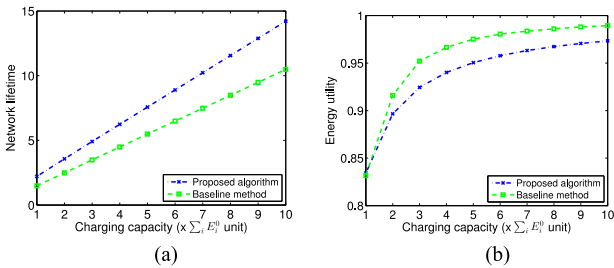


Fig. 4. Comparison with the baseline method. (a) Network lifetime. (b) Energy utility.

to what we addressed in this paper, hence leaving it as our future work.

To study the impact of nonisotropic sensing ranges, degree of irregularity (DOI) model in [26] is used as an example [as shown in Fig. 6(a)]. Fig. 6(b) shows imperfect sensor coverage with different DOIs. This figure shows that coverage ratios in two cases are below 1, meaning that sensor covers cannot guarantee full coverage of the monitoring area when $\text{DOI} \neq 0$. However, the average actual coverage ratio among all sensor covers increases with the number of nodes. This is because the monitoring area is more likely to be covered when the node density becomes higher.

VI. RELATED WORK

To put our work in a comparative perspective, we discuss work related to sensor scheduling and energy replenishment.

Early work studied the sensor scheduling problem for the purpose of sensors deployment [27], communication collision

avoidance [28], and network lifetime maximization with coverage guarantees [12], [13], [15], [16]. Cardei, Thai, Li, and Wu [13] proved that the MSC problem with given targets is NP-complete by reducing it to 3-SAT. They then provided two heuristics using both integer programming and relaxation techniques in LP. To maximize the network lifetime, Berman, Calinescu, Shah, and Zelikovsky [16] first gave a provably good algorithm with performance ratio $1 + \ln n$, where n is the number of sensor nodes. To design a schedule with full coverage of an area, Kasbekar, Bejerano, and Sarkar [12] proposed the intersection point concept which transforms the area coverage problem to a point coverage problem and provided a distributed algorithm with an approximation factor $O(\ln n)$. More recently, Ding *et al.* [15] presented a polynomial-time constant-approximation algorithm to solve the maximum lifetime coverage problem based on the idea of prime-dual-method. Algorithms proposed in this paper rely on the results of this work, which nevertheless focused on fixed amount of initial energy without considering energy replenishment.

Efforts have been made to solve the energy replenishment problem in WRSNs, but they focus on different scenarios under certain assumptions. A real deployment of WRSN monitoring temperature and humidity in a zoo was demonstrated in [29] using the wireless power platform from FireFly Power Technologies. He *et al.* [30] studied how to deploy static chargers so that static or mobile rechargeable tags may receive sufficient power to keep their continuous operation. Deng, Zhang, He, Chen, and Shen[31] study the network utility maximization problem in static-routing rechargeable sensor networks with link and battery capacity constraints. Fu, Cheng, Gu, Chen, and He [32] planned an optimal movement strategy of the charger,

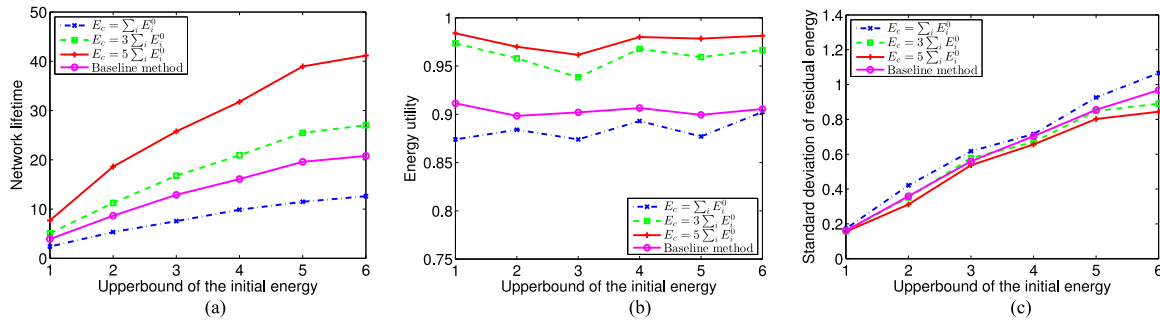


Fig. 5. Performance with different initial energy levels. (a) Network lifetime. (b) Energy utility. (c) Standard deviation of residual energy.

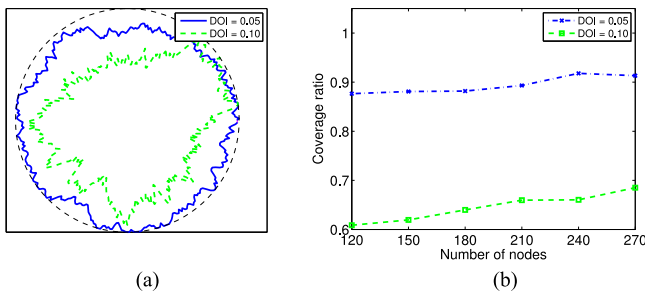


Fig. 6. Impact of nonisotropic sensing range. (a) DOI. (b) Coverage ratio.

such that the time to charge all nodes' onboard energy storages above a threshold is minimized. Shi *et al.* [33] investigated the problem of periodically charging sensors inside the network to maximize the ratio of charger's vacation time to a cycle. A joint routing and charging scheme was proposed in [6]. However, it maximizes network lifetime through an energy-efficient routing protocol design, whereas our work aims to guarantee the sensing performance of the network. Dai *et al.* [34] proposed a near-optimal charging and scheduling scheme for stochastic event capture. They assumed a mobile charger to travel periodically with a fixed traveling period in order to maximize the quality of monitoring of stochastic events, which are also identifiable. However, in this paper, we focus on the maximization of network lifetime with a given capacity of the charger.

VII. CONCLUSION

In this paper, we have made the first attempt to formulate and solve the problem of jointly replenishing energy and designing operation scheduling in a WRSN. We first proved this problem to be NP-complete and then developed a suboptimal algorithm with provable suboptimality. To verify our design, we performed an in-depth evaluation of its performance via large-scale simulations, demonstrating an average of 39.2% improvement of network lifetime over the baseline method.


Despite the significant improvement of network lifetime with the proposed design, there are several practical issues and limitations that are worth further investigation. For example, the assumption of isotropic sensing ranges and exactly known locations of nodes may not always hold. The joint design of

energy replenishing and operation scheduling with multiple mobile chargers is also an interesting subject to explore.

REFERENCES

- [1] Y. Shu *et al.*, "Near-optimal velocity control for mobile charging in wireless rechargeable sensor networks," *IEEE Trans. Mobile Comput.*, vol. 15, no. 7, pp. 1699–1713, Jul. 2016.
- [2] Y. Zhang, S. He, and J. Chen, "Data gathering optimization by dynamic sensing and routing in rechargeable sensor networks," *ACM/IEEE Trans. Netw.*, vol. 34, no. 5, pp. 1307–1319, Jun. 2016.
- [3] L. Fu, L. He, P. Cheng, Y. Gu, J. Pan, and J. Chen, "ESync: Energy synchronized mobile charging in rechargeable wireless sensor networks," *IEEE Trans. Veh. Technol.*, vol. 65, no. 1, pp. 278–291, Jan. 2016.
- [4] L. Fu, P. Cheng, Y. Gu, J. Chen, and T. He, "Optimal charging in wireless rechargeable sensor networks," *IEEE Trans. Veh. Technol.*, vol. 65, no. 1, pp. 278–291, Jan. 2016.
- [5] Y. Shu, P. Cheng, Y. Gu, J. Chen, and T. He, "Minimizing communication delay in RFID-based wireless rechargeable sensor networks," in *Proc. 11th Annu. IEEE Int. Conf. Sens., Commun. Netw.*, 2014, pp. 441–449.
- [6] Z. Li, Y. Peng, W. Zhang, and D. Qiao, "J-RoC: A joint routing and charging scheme to prolong sensor network lifetime," in *Proc. 19th IEEE Int. Conf. Netw. Protocols*, 2011, pp. 373–382.
- [7] S. Guo, C. Wang, and Y. Yang, "Mobile data gathering with wireless energy replenishment in rechargeable sensor networks," in *Proc. IEEE INFOCOM*, 2013, pp. 1932–1940.
- [8] P. Cheng, S. He, F. Jiang, Y. Gu, and J. Chen, "Optimal scheduling for quality of monitoring in wireless rechargeable sensor networks," *IEEE Trans. Wireless Commun.*, vol. 12, no. 6, pp. 3072–3084, Jun. 2013.
- [9] Z. Ren, P. Cheng, J. Chen, D. K. Y. Yau, and Y. Sun, "Dynamic activation policies for event capture in rechargeable sensor network," *IEEE Trans. Parallel Distrib. Syst.*, vol. 25, no. 12, pp. 3124–3134, Dec. 2014.
- [10] P. Cheng, F. Zhang, J. Chen, Y. Sun, and X. Shen, "A distributed TDMA scheduling algorithm for target tracking in ultrasonic sensor networks," *IEEE Trans. Ind. Electron.*, vol. 60, no. 9, pp. 3836–3845, Sep. 2013.
- [11] Z. Yang, X. Shi, and J. Chen, "Optimal coordination of mobile sensors for target tracking under additive and multiplicative noises," *IEEE Trans. Ind. Electron.*, vol. 61, no. 7, pp. 3459–3468, Jul. 2014.
- [12] G. S. Kasbekar, Y. Bejerano, and S. Sarkar, "Lifetime and coverage guarantees through distributed coordinate-free sensor activation," *IEEE/ACM Trans. Netw.*, vol. 19, no. 2, pp. 470–483, Apr. 2011. [Online]. Available: <http://dx.doi.org/10.1109/TNET.2010.2077648>
- [13] M. Cardei, M. Thai, Y. Li, and W. Wu, "Energy-efficient target coverage in wireless sensor networks," in *Proc. IEEE 24th Annu. Joint Conf. IEEE Comput. Commun. Soc.*, 2005, pp. 1976–1984.
- [14] X. Cao, J. Chen, Y. Xiao, and Y. Sun, "Building-environment control with wireless sensor and actuator networks: Centralized versus distributed," *IEEE Trans. Ind. Electron.*, vol. 57, no. 11, pp. 3596–3605, Nov. 2010.
- [15] L. Ding, W. Wu, J. Wilson, L. Wu, Z. Lu, and W. Lee, "Constant-approximation for target coverage problem in wireless sensor networks," in *Proc. IEEE INFOCOM*, 2012, pp. 1584–1592.
- [16] P. Berman, G. Calinescu, C. Shah, and A. Zelikovsky, "Efficient energy management in sensor networks," in *Ad Hoc and Sensor Networks*. New York, NY, USA: Nova Science, 2005.
- [17] Y. Zhang, S. He, J. Chen, Y. Sun, and X. S. Shen, "Distributed sampling rate control for rechargeable sensor nodes with limited battery capacity," *IEEE Trans. Wireless Commun.*, vol. 12, no. 6, pp. 3096–3106, Jun. 2013.

- [18] L. Wang, K. Wu, J. Xiao, and M. Hamdi, "Harnessing frequency domain for cooperative sensing and multi-channel contention in CRAHNS," *IEEE Trans. Wireless Commun.*, vol. 13, no. 1, pp. 440–449, Jan. 2014.
- [19] Y. Shu, P. Cheng, Y. Gu, J. Chen, and T. He, "TOC: Localizing wireless rechargeable sensors with time of charge," *ACM Trans. Sens. Netw.*, vol. 11, no. 3, pp. 44:1–44:22, May 2015.
- [20] Toshiba, "Toshiba launches 5-Watt chipset for fast wireless charging," 2014. [Online]. Available: http://www.toshiba.com/taec/news/press_releases/2014/wrls_14_700.jsp
- [21] D. J. Bijwaard, W. A. van Kleunen, P. J. Havinga, L. Kleiboer, and M. J. Bijl, "Industry: Using dynamic WSNs in smart logistics for fruits and pharmacy," in *Proc. 9th ACM Conf. Embedded Netw. Sens. Syst.*, 2011, pp. 218–231.
- [22] M. D. T. G. P. D. Mascarenas, E. Flynn and C. R. Farrar, "Wireless sensor technologies for monitoring civil structures," *Sound Vibration*, vol. 42, no. 4, pp. 16–21, 2008.
- [23] D. Wang, B. Xie, and D. Agrawal, "Coverage and lifetime optimization of wireless sensor networks with Gaussian distribution," *IEEE Trans. Mobile Comput.*, vol. 7, no. 12, pp. 1444–1458, Dec. 2008.
- [24] Y. Zhao, J. Wu, F. Li, and S. Lu, "On maximizing the lifetime of wireless sensor networks using virtual backbone scheduling," *IEEE Trans. Parallel Distrib. Syst.*, vol. 23, no. 8, pp. 1528–1535, Aug. 2012.
- [25] N. Garg and J. Könemann, "Faster and simpler algorithms for multicommodity flow and other fractional packing problems," *SIAM J. Comput.*, vol. 37, no. 2, pp. 630–652, May 2007.
- [26] G. Zhou, T. He, S. Krishnamurthy, and J. A. Stankovic, "Impact of radio irregularity on wireless sensor networks," in *Proc. 2nd Int. Conf. Mobile Syst., Appl. Serv.*, 2004, pp. 125–138.
- [27] D. Tian and N. D. Georganas, "A coverage-preserving node scheduling scheme for large wireless sensor networks," in *Proc. 1st ACM Int. Workshop Wireless Sens. Netw. Appl.*, 2002, pp. 32–41.
- [28] Z. Hanzálek and P. Jurčík, "Energy efficient scheduling for cluster-tree wireless sensor networks with time-bounded data flows: Application to IEEE 802.15.4/ZigBee," *IEEE Trans. Ind. Informat.*, vol. 6, no. 3, pp. 438–450, Aug. 2010.
- [29] C. Greene, D. Harrist, D. Kalp, and W. Tauche, "Making wireless sensor networks truly wireless using RF power," [Online]. Available: [http://www.sensormgmt.com/Articles/Powered By FireFly60614.pdf](http://www.sensormgmt.com/Articles/Powered%20By%20FireFly60614.pdf)
- [30] S. He, J. Chen, F. Jiang, D. Yau, G. Xing, and Y. Sun, "Energy provisioning in wireless rechargeable sensor networks," *IEEE Trans. Mobile Comput.*, vol. 12, no. 10, pp. 1931–1942, Oct. 2013.
- [31] R. Deng, Y. Zhang, S. He, J. Chen, and X. S. Shen, "Maximizing network utility of rechargeable sensor networks with spatiotemporally-coupled constraints," *IEEE J. Sel. Areas Commun.*, vol. 34, no. 5, pp. 1307–1319, May 2016.
- [32] L. Fu, P. Cheng, Y. Gu, J. Chen, and T. He, "Minimizing charging delay in wireless rechargeable sensor networks," in *Proc. IEEE INFOCOM*, 2013, pp. 2922–2930.
- [33] L. Xie, Y. Shi, Y. T. Hou, W. Lou, H. D. Sherali, and S. F. Midkiff, "On renewable sensor networks with wireless energy transfer: The multi-node case," in *Proc. 9th Annu. IEEE Commun. Soc. Conf. Sens., Mesh Ad Hoc Commun. Netw.*, 2012, pp. 10–18.
- [34] H. Dai, L. Jiang, X. Wu, D. K. Y. Yau, G. Chen, and S. Tang, "Near optimal charging and scheduling scheme for stochastic event capture with rechargeable sensors," in *Proc. IEEE 10th Int. Conf. Mobile Ad-Hoc Sens. Syst.*, 2013, pp. 10–18.



Yuanchao Shu (S'12–M'15) received the Ph.D. degree from Zhejiang University, Hangzhou, China, in 2015.

He is currently an Associate Researcher with Microsoft Research Asia, Beijing, China. From 2013 to 2015, he was a joint Ph.D. student in computer science with University of Michigan, Ann Arbor. He is the author and coauthor of more than 20 papers in premier journals and conferences, including the IEEE JOURNAL ON SELECTED AREAS IN COMMUNICATIONS, IEEE TRANSACTIONS ON MOBILE COMPUTING, IEEE TRANSACTIONS ON PARALLEL AND DISTRIBUTED SYSTEMS, ACM MobiCom, ACM MobiSys, and IEEE INFOCOM. His research interests include mobile computing, networked control, and optimization and urban analytics.

Dr. Shu has received the IBM Ph.D. Fellowship and the INFOCOM'14 Best Demo Award.



Kang G. Shin (F'92–LF'12) received the B.S. degree in electronics engineering from Seoul National University, Seoul, South Korea, in 1970, and the M.S. and Ph.D. degrees in electrical engineering from Cornell University, Ithaca, NY, USA, in 1976 and 1978, respectively.

He is the Kevin and Nancy O'Connor Professor of computer science and Founding Director of the Real-Time Computing Laboratory, Department of Electrical Engineering and Computer Science, The University of Michigan, Ann Arbor,

MI, USA, where he has supervised the completion of 77 Ph.D.s and also chaired the Computer Science and Engineering Division for three years starting from 1991. From 1978 to 1982, he was on the faculty of Rensselaer Polytechnic Institute, Troy, NY. He has authored/coauthored more than 850 technical articles (more than 300 of which are published in archival journals) and more than 20 patents or invention disclosures. He has co-authored (with C. M. Krishna) a textbook entitled *Real-Time Systems* (New York, NY, USA: McGraw-Hill, 1997). He has held visiting positions with the U.S. Airforce Flight Dynamics Laboratory, AT&T Bell Laboratories, the Computer Science Division within the Department of Electrical Engineering and Computer Science, UC Berkeley, the International Computer Science Institute, Berkeley, CA, the IBM T. J. Watson Research Center, Carnegie Mellon University, HP Research Laboratories, the Hong Kong University of Science and Technology, Ewha Womans University in Korea, and the Ecole Polytechnique Federale de Lausanne, Switzerland. His current research interests include quality-of-service-sensitive computing and networks as well as on embedded real-time and cyber-physical systems.

Dr. Shin has received numerous best paper awards from the 2011 ACM International Conference on Mobile Computing and Networking, the 2011 IEEE International Conference on Autonomic Computing, the 2010 & 2000 USENIX Annual Technical Conference, the 2003 IEEE International Symposium on Quality of Service, and the 1996 IEEE Real-Time Technology and Application Symposium. He also received the 2003 IEEE Communications Society William R. Bennett Prize Paper Award and the 1987 Outstanding IEEE Transactions on Automatic Control Paper Award. He has also received several institutional awards, including the Research Excellence Award in 1989, Outstanding Achievement Award in 1999, Service Excellence Award in 2000, Distinguished Faculty Achievement Award in 2001, and Stephen Attwood Award in 2004 from The University of Michigan (the highest honor bestowed to Michigan Engineering faculty); a Distinguished Alumni Award of the College of Engineering, Seoul National University, in 2002; 2003 IEEE RTC Technical Achievement Award; and 2006 Ho-Am Prize in Engineering. He is Fellow of the ACM and an overseas member of the Korean Academy of Engineering, served as the General Co-Chair for 2009 ACM Annual International Conference on Mobile Computing and Networking, was the General Chair for 2008 IEEE Communications Society Conference on Sensor, Mesh and Ad Hoc Communications and Networks, the third ACM/USENIX International Conference on Mobile Systems, Applications, and Services, and 2000 IEEE Real-Time Technology and Applications Symposium, the Program Chair of the 1986 IEEE Real-Time Systems Symposium (RTSS), the General Chair of the 1987 RTSS, a Program Co-Chair for the 1992 International Conference on Parallel Processing, and served numerous technical program committees. He also chaired the IEEE Technical Committee on Real-Time Systems during 1991–1993. He is an Editor of the IEEE TRANSACTIONS ON PARALLEL AND DISTRIBUTED SYSTEMS, and an Area Editor of the *International Journal of Time-Critical Computing Systems*, *Computer Networks*, and *ACM Transactions on Embedded Systems*. He has also served or is serving on numerous government committees, such as the U.S. NSF Cyber-Physical Systems Executive Committee and the Korean Government R&D Strategy Advisory Committee. He was a co-founder of two startups.



Jiming Chen (M'08–SM'11) received the B.Sc. and Ph.D. degrees control science and engineering from Zhejiang University, Hangzhou, China, in 2000 and 2005, respectively.

He was a Visiting Researcher with INRIA in 2006, National University of Singapore in 2007, and University of Waterloo from 2008 to 2010. He is currently a Full Professor with the Department of Control Science and Engineering and the Vice-Director of the State Key Laboratory of Industrial Control Technology and Institute of

Industrial Process Control, Zhejiang University. His research interests include sensor networks and networked control.

Dr. Chen serves as an Associate Editor for several international journals including IEEE TRANSACTIONS ON PARALLEL AND DISTRIBUTED SYSTEMS, IEEE NETWORK, and IEEE TRANSACTIONS ON CONTROL OF NETWORK SYSTEMS. He was a Guest Editor of the IEEE TRANSACTIONS ON AUTOMATIC CONTROL.



Youxian Sun received the Diploma degree from the Department of Chemical Engineering, Zhejiang University, Hangzhou, China, in 1964.

He joined the Department of Chemical Engineering, Zhejiang University, in 1964. From 1984 to 1987, he was an Alexander Von Humboldt Research Fellow, and Visiting Associate Professor with the University of Stuttgart, Stuttgart, Germany. He has been a Full Professor with Zhejiang University since 1988. In 1995, he was elevated to an Academician of the Chinese

Academy of Engineering. His current research interests include modeling, control, and optimization of complex systems, robust control design, and its application. He is the author and coauthor of 450 journal and conference papers. He is currently the Director of the Institute of Industrial Process Control and the National Engineering Research Center of Industrial Automation, Zhejiang University.

Prof. Sun is the President of Chinese Association of Automation, and also served as Vice-Chairman of IFAC Pulp and Paper Committee, and Vice-President of the China Instrument and Control Society.